

MARKET UPDATE



David Bruce, PH: 630-677-9899, email: dbruce@degi.biz

Market News

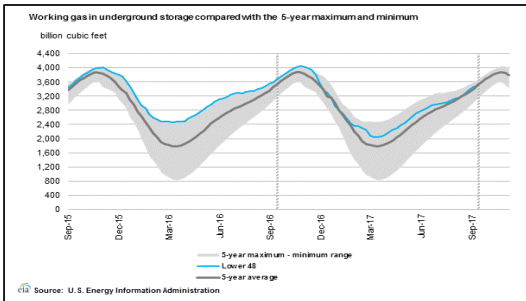
Market Recap - Natural gas spot prices fell at most locations this report week (Wednesday, September 20 to Wednesday, September 27). The Henry Hub spot price fell from \$3.14 per million British thermal units (MMBtu) last Wednesday to \$2.95/MMBtu yesterday. At the New York Mercantile Exchange (Nymex), the October 2017 contract expired yesterday at \$2.974/MMBtu. The November 2017 contract price decreased to \$3.061/MMBtu, down 9¢ Wednesday to Wednesday.

Storage Report - Working gas in storage was 3,508 Bcf as of Friday, September 29, 2017, according to EIA estimates. This represents a net increase of 42 Bcf from the previous week. Stocks were 161 Bcf less than last year at this time and 8 Bcf below the five-year average of 3,516 Bcf.

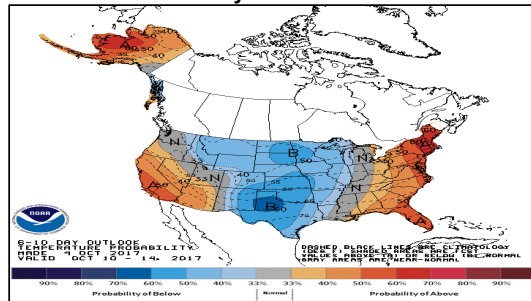
Word on the Street - November Henry natural gas was lower overnight as it remains support marked by August's low crossing at 2.886. Stochastics and the RSI are oversold but remain neutral to bearish signaling that sideways to lower prices are possible near-term. If November extends the decline off September's high, last November's low crossing at 2.867 is the next downside target.

Observations - Hot weather caused new 12-month daily peak electricity demand highs in the Midwest (MISO), Southern Company, Progress Florida, and California (CAISO). Mild temperatures and abundant hydroelectric production pushed wholesale electricity prices in the Northwest down to just \$1/MWh, while record heat in the Southwest and California pushed prices in those areas well above \$100/MWh. U.S. coal stockpiles decreased to 148 million tons, down 7.8% from the previous month.

Inventories



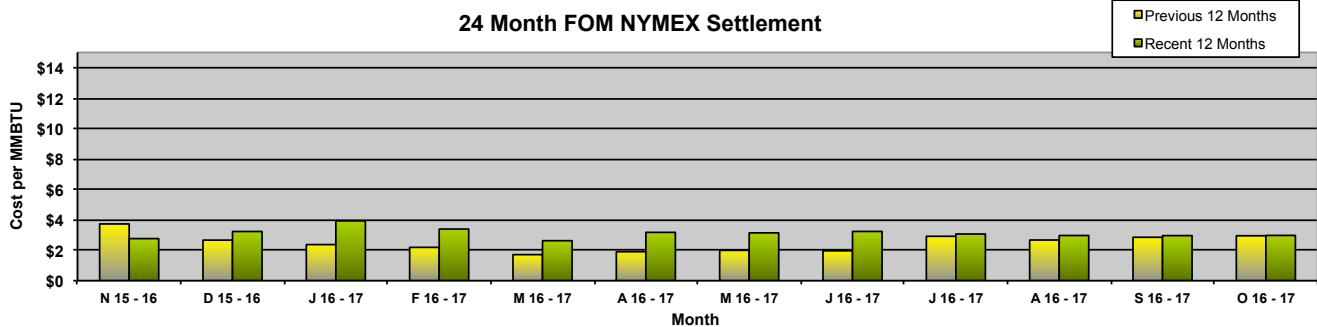
6-10 Day Forecast



Source: EIA			Updated - 10/05/2017 1:00 PM EST		Summer / Winter	
Month	Last Price	Change				
Nov-17	\$2.95	0.01			Nov -17 - March 18	\$3.16
Dec-17	\$3.13	0.01			April 18 - Oct 18	\$2.96
Jan-18	\$3.25	0.01			Nov 18 - March 19	\$3.18
Feb-18	\$3.26	0.01				
Mar-18	\$3.21	0.01			Strip Prices	
Apr-18	\$2.95	0.02			3 Month	\$3.11
May-18	\$2.93	0.02			6 Month	\$3.13
Jun-18	\$2.95	0.02			9 Month	\$3.07
Jul-18	\$2.98	0.02			1 Year	\$3.05
Aug-18	\$2.98	0.02			2 Year	\$2.99
Sep-18	\$2.96	0.02			3 Year	\$2.94
Oct-18	\$2.98	0.02				

Source: Nymex

24 Month FOM NYMEX Settlement



DEFINITIVE Energy Group, Inc. (DEGI) strives to provide concise and accurate information from dependable sources for all information contained in this report. Nevertheless DEGI does not warrant the authenticity of such information. This report is for information purposes only and is not intended as a recommendation or solicitation. All conditions can change with out notice.